










Loader scale integration – Internal flow

Loader integration enables seamless tracking of internal activities. During loading, the loader operator opens Waybiller, makes the necessary selections, and records the internal activity. The weight is taken directly from the loader's scale and automatically updates stock levels in real time.

-  **Loader operator logs in*** to Waybiller
-  **Selects*** the loader unit, location, and **activity*** (e.g. "Crusher to pile")
-  Selects* the assortment, fraction (e.g. "Granite gravel 0-32"), and stock
-  Loader operator loads material from under the crusher to the selected pile
-  Loader operator finishes loading
-  Presses "Print" button on the loader scale, data is sent to Waybiller and net sum of moved material is calculated automatically
-  Presses "Confirm" button in Waybiller
-  **Stock movement*** happens automatically in Waybiller and is visible in real time
-  **Manager logs in*** and sees real-time standings of all materials in quarry

Cheatsheet

¹ Loader operator logs in: The loader operator logs into Waybiller on a tablet to access the system and manage the loading process. The view is specially designed for the loader operator, ensuring ease of use.

² Selections: The loader operator follows a series of steps, selecting the loader unit in use, the location they're working from, the activity being performed, the assortment to be loaded, and the on-site stock. If only one option exists for any selection, it is automatically selected.

³ Internal activity: Various internal activities, such as "Wall to storage", "Mixing" or "Crusher to pile" can be configured for the loader operator. If only one activity is available, it is automatically selected. The loader operator can view and add comments to completed activities in the Activity Log.

⁴ Stock Movements: All dispatches are reflected in stock movements. If the dispatch is from a pile, an automatic deduction from stock is made for the net quantity. If the dispatch is from the crusher, both an entry and a deduction are recorded simultaneously.

⁵ Manager logs in: An employee with a Manager role logs into Waybiller and can view real-time standings of all materials in quarry.